




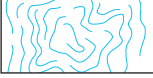





# WASHINGTON

## MAP KEY

	State capital
	City or town
	Country boundary
	State boundary
	National trail
	Glacier
	Indian Reservation
	National Park Service
	National Forest land

 NATIONAL  
GEOGRAPHIC

**GIANT  
MAPS**